





## **Wizard® Sunset Coleus**

***Solenostemon scutellarioides 'Wizard Sunset'***

Height: 14 inches

Spread: 12 inches

Spacing: 9 inches

Sunlight:  

Hardiness Zone: 9b

Group/Class: Wizard Series

### **Description:**

Shade and heat tolerant, this variety is excellent in containers and garden landscapes; beautiful copper-burgundy leaves are edged in light creamy green; should be planted in shaded areas as full sun will cause leave burn; low maintenance and easy to grow

### **Ornamental Features**

Wizard Sunset Coleus' attractive serrated pointy leaves remain coppery-bronze in color with distinctive light green edges and tinges of burgundy throughout the year on a plant with an upright spreading habit of growth.

### **Landscape Attributes**


Wizard Sunset Coleus is an herbaceous evergreen perennial with an upright spreading habit of growth. Its medium texture blends into the garden, but can always be balanced by a couple of finer or coarser plants for an effective composition.

This is a relatively low maintenance plant. The flowers of this plant may actually detract from its ornamental features, so they can be removed as they appear. Deer don't particularly care for this plant and will usually leave it alone in favor of tastier treats. It has no significant negative characteristics.

Wizard Sunset Coleus is recommended for the following landscape applications;



*Wizard Sunset Coleus foliage*  
Photo courtesy of NetPS Plant Finder



*Wizard Sunset Coleus foliage*  
Photo courtesy of NetPS Plant Finder



- Mass Planting
- Border Edging
- General Garden Use
- Container Planting
- Hanging Baskets

### **Planting & Growing**

Wizard Sunset Coleus will grow to be about 14 inches tall at maturity, with a spread of 12 inches. When grown in masses or used as a bedding plant, individual plants should be spaced approximately 9 inches apart. It grows at a fast rate, and under ideal conditions can be expected to live for approximately 5 years. As an evergreen perennial, this plant will typically keep its form and foliage year-round.

This plant does best in a location that gets morning sunlight but is shaded from the hot afternoon sun, although it will also grow in full shade. Keep it away from hot, dry locations that receive direct afternoon sun or which get reflected sunlight, such as against the south side of a white wall. It requires an evenly moist well-drained soil for optimal growth, but will die in standing water. It may require supplemental watering during periods of drought or extended heat. This plant should not require much in the way of fertilizing once established, although it may appreciate a shot of general-purpose fertilizer from time to time early in the growing season. It is not particular as to soil pH, but grows best in rich soils. It is highly tolerant of urban pollution and will even thrive in inner city environments. Consider applying a thick mulch around the root zone over the growing season to conserve soil moisture. This is a selected variety of a species not originally from North America. It can be propagated by cuttings; however, as a cultivated variety, be aware that it may be subject to certain restrictions or prohibitions on propagation.

Wizard Sunset Coleus is a fine choice for the garden, but it is also a good selection for planting in outdoor containers and hanging baskets. It is often used as a 'filler' in the 'spiller-thriller-filler' container combination, providing a canvas of foliage against which the larger thriller plants stand out. Note that when growing plants in outdoor containers and baskets, they may require more frequent waterings than they would in the yard or garden.